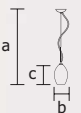




POJEDYNCZY ZWIS ŚREDNI  
SINGLE DIP MEDIUM  
**PLUM GREEN Z1S**

a = 1140 mm  
b = 215 mm  
c = 260 mm



230V ~ 50Hz  
E27 x 1, MAX. 60W

IP20

KINKIET  
WALL LAMP  
**PLUM GREEN K1**



230V ~ 50Hz  
E14 x 1, MAX. 60W

IP20

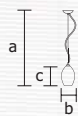
a = 250 mm  
b = 190 mm  
c = 220 mm

POJEDYNCZY ZWIS MAŁY  
SINGLE DIP SMALL  
**PLUM GREEN Z1M**

230V ~ 50Hz  
E27 x 1, MAX. 60W

IP20

a = 1120 mm  
b = 150 mm  
c = 220 mm



POJEDYNCZY ZWIS DUŻY  
SINGLE DIP LARGE  
**PLUM GREEN Z1D**

230V ~ 50Hz  
E27 x 1, MAX. 100W

IP20

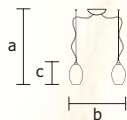
a = 1220 mm  
b = 275 mm  
c = 350 mm





**PODWÓJNY ZWIS MAŁY**  
DOUBLE DIP SMALL  
**PLUM GREEN Z2M**

a = 1120 mm  
b ≤ 380 mm  
c = 220 mm

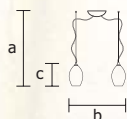


230V ~ 50Hz  
E27 x 2, MAX. 60W

IP20

**PODWÓJNY ZWIS ŚREDNI**  
DOUBLE DIP MEDIUM  
**PLUM GREEN Z2S**

a = 1140 mm  
b ≤ 530 mm  
c = 260 mm

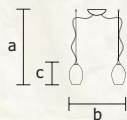


230V ~ 50Hz  
E27 x 2, MAX. 60W

IP20

**PODWÓJNY ZWIS DUŻY**  
DOUBLE DIP LARGE  
**PLUM GREEN Z2D**

a = 1220 mm  
b ≤ 640 mm  
c = 350 mm



230V ~ 50Hz  
E27 x 2, MAX. 100W

IP20

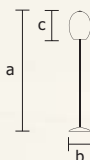


www.faliko.com.pl



**LAMPKA PODŁOGOWA**  
FLOOR LAMP  
**PLUM GREEN P1**

a = 1550 mm  
b = 300 mm  
c = 350 mm



230V ~ 50Hz  
E27 x 1, MAX. 100W

IP20

**LAMPKA GABINETOWA**  
TABLE LAMP  
**PLUM GREEN L1**

a = 320 mm  
b = 150 mm  
c = 220 mm



230V ~ 50Hz  
E14 x 1, MAX. 60W

IP20

